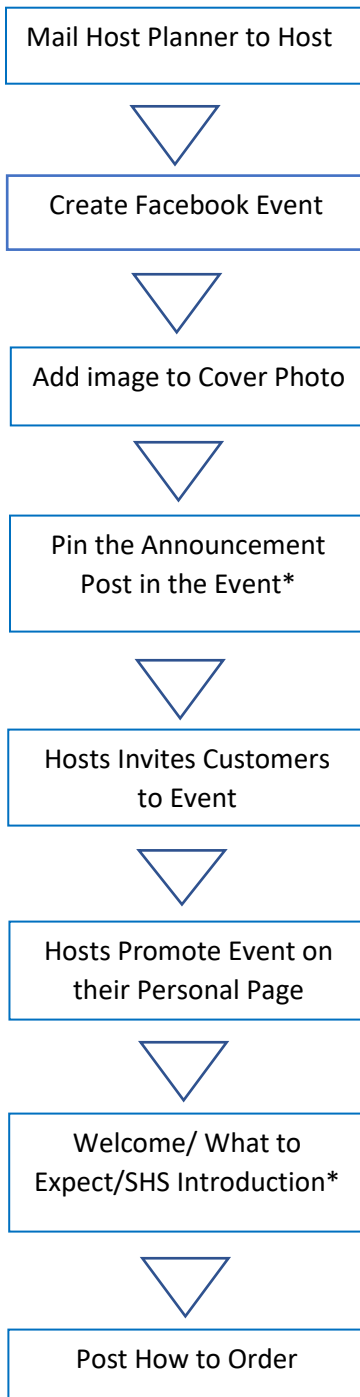
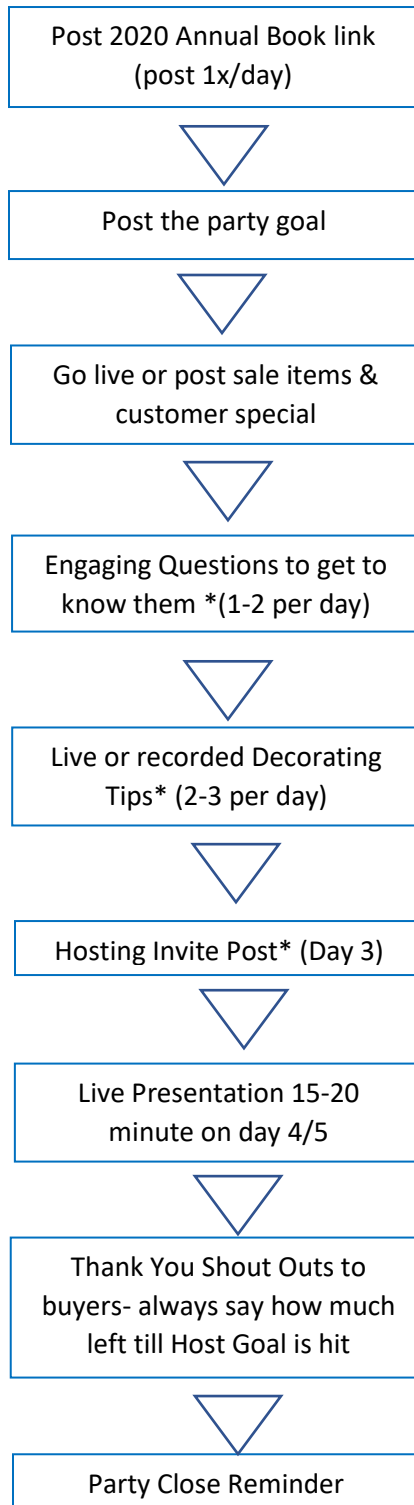


Online Party Structure- 3-5 Day

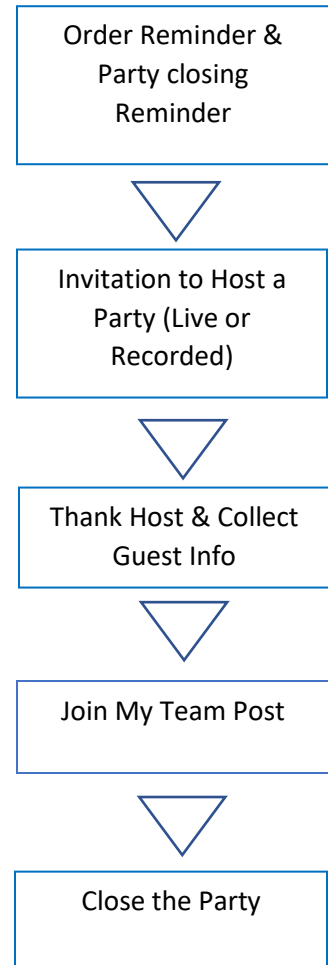
Party Set-Up



Day 1- 4 Party Time!



Day 5- Wrap Up & Close



*See example posts

Online Party Tips

Online parties are a great way to supplement your live Shows. Online allows you to leverage your time and expertise. Create an additional stream of income by adding online parties to your offerings!

Overview

- Make the virtual experience the exact same as a Home Show (host coach, interact, do a demo)
- Post 2-5 times per day. (Too much is overwhelming. Too little is boring.)
- Post throughout the day in am/afternoon/pm
- Do a sales countdown throughout the event
- Post an image with every post
- Cater to the Host, if she wants more...post more and vice versa
- Stay out of Facebook "jail" by changing the wording on posts to make them your own
- Do not include the partylink in the group or event description to avoid Facebook "jail"
- Many Hosts that host online events prefer text or messenger communications
- An image bank is available in the Signature Connections FB group > Photos > Albums > Online Party Images

Set-Up

You can set-up an event or group for online parties. Be sure to check with the host if she would like it to be private (by invite only) or public (anyone can see/find it).

Events	Groups
Private or Public	Private or Public
Has a start and end date	No Start or end date
Automatically closes	Never closes unless you remove all participants
Cannot schedule posts	Can schedule posts
Harder to find, fewer notifications	Easier to find, better notifications
No insights	Can use insights

Host Coaching

- Coach your Host the same way you would coach someone hosting a live Show
- Mail a Host Packet (include Host Planner, highlight any important info for her, include handwritten thank you note and 6 Steps for a Successful Party)
- Coach on outside sales
- Set their goal: \$500/sales and 2 Bookings (pin this to event)
- Tally the orders on the Host Rewards sheet. At the end of her online party, take a pic of this and coach her to the next level.
- Use the Host Coaching Checklist

Announcement Post Examples

I'm so excited ___ has decided to host a Signature HomeStyles Facebook party. ___ is hosting a decorating idea show to decorate her home for FREE and 50% off. Plus, she is helping me grow my business.

When you make a purchase, you are helping ___ reach her host goal, and organizing, colorizing and accessorizing YOUR home!

I know you are going to love everything and want to host your own decorating show!!

Please don't hesitate to ask questions. If you would like to see a catalog, let us know. I'm happy to get one to you.

_____ is hosting a Signature HomeStyles Facebook party. She is going to update her home with products that she is going to earn for FREE and half-price (and you can too)!

Every purchase helps her get closer to her goal and helps you update YOUR home to your own oasis, too!

If you need help or have any questions, please ask! I'm happy to send you a catalog, too...just let us know! I'm always looking for others to help me grow my business, too.

I'm so happy that _____ and I have teamed up to have a Signature HomeStyles Facebook Party! I am super excited to introduce Signature HomeStyles to you. _____ is having the party to decorate for FREE and 50% off! And she is helping me grow my business.

You're going to love what you see! When you make a purchase you're helping _____ reach her host goal....and you'll get awesome products to decorating your home, too! Win-win!

You can earn free products, too when you host your own decorating show!

Questions? Please ask!

Want a catalog? Just let us know and I'll get one to you!

Welcome/What to Expect Post Examples

Welcome to ___'s online decorating Party! We are so excited to have you all here! I will be your guide throughout this process. If you have any questions, please don't hesitate to ask. I am here for inspiration, decorating tips and more!

It's time to party with ___! This party is all about fun and inspiration! I am here for all your decorating tips and needs! If you have questions, please ask away!

It's party time! It's time for fun and inspiration and we're so excited to have you all here! I'll guide you throughout the event. Please don't hesitate to ask any questions you have! Get ready for decorating tips, inspiration and more!

Engaging Questions/Post Examples (1-2 Per Day)

Let's get to know each other! How do you know the host?

Share where you're from and a little-known fact about you!

If you could travel anywhere in the world, where would it be?

What is your favorite color?

What area of your home needs help?

What is your favorite room in your home and why?

These are some of my favorites, what are yours? (show your favorite products)

This or That (show photos of two products in 3-5 posts).

Decorating Posts (live or recorded video. 2-3 per day)

ShowCase the 6 Core Décor Must Haves: organization, pillow covers, candles, prints, mirrors, florals. Feel free to change the categories based upon product you have available (lanterns, wall décor, runners). Add to your samples as needed.

Also be sure to do a live demo from start to finish on day 4 or 5.

Hosting Invite Post Examples

Want to earn free or 50% off products too? DM me and let's talk!

Everyone loves a good deal! Want to score free or half-priced items? Ask me how!

Decorate and organize your home for less! Message me and let's do it!